

Program

Cell Culture Engineering XVI

An ECI Conference Series

May 6 – May 11, 2018


Saddlebrook Resort, Tampa, Florida, USA

Chairs

**Anne Skaja Robinson
Tulane University, USA**

**Raghavan Venkat
MedImmune, USA**

**Gene Schaefer
Janssen, USA**



Tampa, Florida
May 2018



Engineering Conferences International
32 Broadway, Suite 314 - New York, NY 10004, USA
Phone: 1 - 212 - 514 – 6760
www.engconfintl.org – info@engconfintl.org

Saddlebrook Resort
5700 Saddlebrook Way,
Wesley Chapel, Florida 33543
Tel: +1-813-973-1111
<http://www.saddlebrook.com>
info@saddlebrook.com

Engineering Conferences International (ECI) is a not-for-profit global engineering conferences program, originally established in 1962, that provides opportunities for the exploration of problems and issues of concern to engineers and scientists from many disciplines.

ECI BOARD MEMBERS

Barry C. Buckland, President
Mike Betenbaugh
Nick Clesceri
Peter Gray
Michael King
Raymond McCabe
Eugene Schaefer
P. Somasundaran

Chair of ECI Conferences Committee: Nick Clesceri

ECI Technical Liaison for this conference: Mike Betenbaugh

ECI Executive Director: Barbara K. Hickernell

ECI Associate Director: Kevin M. Korpics

Cell Culture Engineering Series History

Cell Culture Engineering I (1988)
Anthony Sinskey and Wei-Shou Hu
Palm Coast, Florida

Cell Culture Engineering II (1990)
Anthony Sinskey and Wei-Shou Hu
Santa Barbara, California

Cell Culture Engineering III (1992)
Michael Flickinger
Palm Coast, Florida

Cell Culture Engineering IV (1994)
Barry Buckland, Theodora Bibila, Wei-Shou Hu
San Diego, California

Cell Culture Engineering V (1996)
Barry Buckland, Theodora Bibila
San Diego, California

Cell Culture Engineering VI (1998)
Jeff Chalmers, Rob Arathoon
San Diego, California

Cell Culture Engineering VII (2000)
Bill Miller, Richard Schoenfeld
Santa Fe, New Mexico

Cell Culture Engineering VIII (2002)
Mike Betenbaugh and John Aunins
Snowmass, Colorado

Cell Culture Engineering IX (2004)
Octavio Ramirez and Lynne Krummen
Riviera Maya Cancun, Mexico

Cell Culture Engineering X (2006)
James Piret and Konstantin Konstantinov
Whistler, British Columbia, Canada

Cell Culture Engineering XI (2008)
Peter Gray and Carole Heath
Coolum, Queensland, Australia

Cell Culture Engineering XII (2010)
Kelvin Lee and Dana Andersen
Banff, Alberta, Canada

Cell Culture Engineering Series History

(continued)

Cell Culture Engineering XIII (2012)
Matt Croughan and Mark Leonard
Scottsdale, Arizona

Cell Culture Engineering XIV (2014)
Amine Kamen and Weichang Zhou
Quebec City, Quebec, Canada

Cell Culture Engineering XV (2016)
Robert Kiss, Sarah Harcum and Jeff Chalmers
La Quinta, California

CCE Steering Committee

Dana Andersen (Genentech, USA)
John Aunins (Seres Therapeutics, Inc., USA)
Mike Betenbaugh (Johns Hopkins University, USA)
Barry Buckland (BiologicB LLC, USA)
Jeff Chalmers (The Ohio State University, USA)
Matt Croughan (Keck Graduate Institute, USA)
Peter Gray (University of Queensland, Australia)
Sarah Harcum (Clemson University, USA)
Carole Heath (Amgen, USA)
Wei-Shou Hu (University of Minnesota, USA)
Amine Kamen (McGill University, Canada)
Robert Kiss (Sutro Biopharma, Inc.)
Konstantin Konstantinov (Codiak Biosciences, USA)
Lynne Krummen (Vir, USA)
Kelvin Lee (University of Delaware, USA)
Mark Leonard (Pfizer, USA)
William Miller (Northwestern University, USA)
Jamie Piret (University of British Columbia, Canada)
Octavio Ramirez (Instituto de Biología UNAM, Mexico)
Anne Skaja Robinson (Tulane University, USA)
Gene Schaefer (Janssen, USA)
Raghavan Venkat (MedImmune, USA)
Weichang Zhou (WuXi Biologics, China)

Organizing Committee

Karin Anderson (Pfizer, USA)
Bill Bentley (University of Maryland, USA)
Kris Chan (Michigan State University, USA)
Véronique Chotteau (KTH Royal Institute of Technology, Sweden)
Colin Clarke (NIBRT, Ireland)
Chris Frye (Eli Lilly, USA)
Martin Gawlitzek (Genentech, USA)
Anthony Grippe (Merck, USA)
Greg Hiller (Pfizer, USA)
Wei-Shou Hu (University of Minnesota, USA)
Weiwei Hu (Celgene, USA)
Cleo Kontoravdi (Imperial College, UK)
Rashmi Kshirsagar (Biogen, USA)
Josh Leonard (Northwestern University, USA)
Amanda Lewis (Bristol-Myers Squibb, USA)
Gary Lye (University College London, UK)
Arthi Narayanan (Genentech, USA)
Eleftherios T Papoutsakis (University of Delaware, USA)
Devesh Radhakrishnan (BioMarin, USA)
Pranhitha Reddy (Gene to BLA, USA)

Organizing Committee (continued)

Greg Russotti (Celgene, USA)

Nicholas Sandoval (Tulane University, USA)

Derrick Scott (Delaware State University, USA)

Shailen Singh (Merck, USA)

Neil Templeton (Merck, USA)

Seongkyu Yoon (University of Massachusetts, Lowell, USA)

Marcella Yu (Boehringer Ingelheim, USA)

Weichang Zhou (WuXi Biologics, China)

2018 Cell Culture Engineering Award Winner

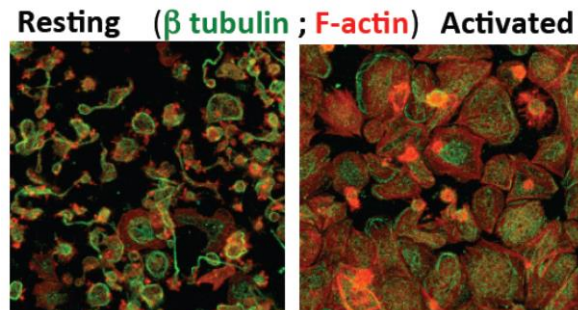
William M. Miller

Northwestern University

Bill has served the cell culture community for 30+ years through pioneering contributions, leadership, and training. Common themes in his research are (1) cell plasticity and the importance of the culture environment for modulating cell responses and (2) taking inspiration from the in vivo environment to develop more effective culture systems for cell-based therapies and tissue engineering. Bill's most significant contributions include:



- **Biotherapeutic protein production:** Bill's PhD and independent research played a leading role in exploring environmental effects on cell growth, metabolism, and protein production, and helped provide the foundation for efficient biotherapeutic protein production. His papers on dilution rate, pH, and the levels of nutrients and metabolic byproducts have been highly cited and generated substantial interest in the biotechnology industry. Subsequent research elucidated the mechanisms responsible for cell inhibition by elevated pCO₂.
- **Blood stem cells and megakaryocytes:** Bill and collaborator Terry Papoutsakis were the first to show that low pO₂ greatly enhanced stem and progenitor cell expansion, which has since been reported for a wide variety of stem cells. They developed mathematical models of the bone marrow O₂ distribution and confirmed that stem and primitive progenitor cells likely reside at low pO₂ in vivo. Bill's team discovered that differentiation of megakaryocytic and erythroid cells, which must reach the bone marrow sinuses before they fully mature into non-motile platelets and red blood cells, is greatly enhanced at higher pO₂ and pH. These findings facilitated development of an efficient multi-stage culture process for megakaryocytic cells and platelets.
- **Bioreactors for blood cells and tissue engineering:** Bill and collaborators were among the first to develop bioreactors for blood stem and progenitor cells. They demonstrated the benefits of continuous perfusion for progenitor cell expansion, and showed that blood cells could be more effectively cultured in controlled, stirred-tank suspension bioreactors than in static flasks. More recently, Bill's team used computational fluid dynamics to design a uniform-shear-rate microbioreactor to study platelet production, and developed well-characterized and controlled bioreactors to support renal cell expansion and differentiation in decellularized kidney scaffolds.
- **Mentorship and Service:** Bill has directed Northwestern's MS in Biotechnology Program for 10 years, directed the NIH Predoctoral Biotechnology Training Program since 2014, and co-directed a postdoctoral NIH training program at the intersection of engineering/data science and pediatrics since 2015. He has trained 39 PhD students, 7 postdoctoral fellows, and many MS and undergraduate students. His former trainees work and play leadership roles in a wide range of (bio)pharmaceutical and biotechnology companies. He has also been an active member of the cell culture engineering community, having chaired CCE VII with Richard Schoenfeld in Santa Fe, NM and the Scale-up and Manufacturing of Cell-Based Therapies V conference with Tom Brieva.



This prestigious award recognizes outstanding contributions to the field of Cell Culture and is given bi-annually at the Cell Culture Engineering conference. Former recipients: Wei-Shou Hu (2002), Eleftherios T. Papoutsakis (2004), W. Robert Arathoon (2006), Martin Fussenegger (2008), Michael J. Betenbaugh (2010), James M. Piret (2012), Jeffrey J. Chalmers (2014), and Konstantin B. Konstantinov (2016).

2018 Martin Sinacore Young Investigator Award Winner



Amanda M. Lewis
Bristol-Myers Squibb

Amanda Lewis is a Senior Engineer in Manufacturing Sciences & Technology at Bristol-Myers Squibb, where she leads a team of scientists and engineers responsible for supporting new and existing commercial biologics processes. She first joined BMS in 2013 in Biologics Development, and since then has held positions with increasing levels of responsibility. In her time at BMS, she has developed expertise in 'Omics tools for monitoring and characterization of biologics processes, and has led several studies using metabolomics and transcriptomics to increase understanding and control of product glycosylation. She currently leads a cross-functional and cross-site initiative to integrate metabolomics testing into commercial programs to increase process understanding and robustness. She also leads a white paper exercise to understand key relationships between critical quality attributes and process control from an end to end biologics design, development, and commercialization perspective. She received her B.S. from MIT in 2008, and her PhD from the University of Texas at Austin in 2013, both in Chemical Engineering.

Amanda continues to engage in the broader scientific community. She has co-authored 18 peer-reviewed publications, including 7 since joining BMS, and presented her work at 7 scientific conferences in the past 5 years. She also serves as a guest editor for Current Opinion in Biotechnology's Pharmaceutical Technology issue, and was recently invited to serve on the scientific advisory board for a PhD training program in Systems Biology.

Amanda has consistently demonstrated an interest in mentorship and STEM education. Since 2011, she serves as an alumni interviewer for MIT, volunteering her free time to meet with high school students to answer questions about MIT and share her experience as an alumna. She serves on the BMS University Relations team where she has championed a new initiative to partner with faculty across the country and build relationships with schools outside of the Northeast region. She also developed and led a program called "BMS Women in ChemE Exploration Day". This annual event brings female chemical engineering undergraduate students from neighboring universities on-site for a day to learn about careers in BioPharma. The program is intended to inspire more female engineering talent to consider long term careers in the Bioprocessing field.

Previous winners of this award are **Colin Clarke** (Dublin City University, Ireland), **Corinne Hoesli** (McGill University, Canada), and **Huong Le** (Amgen).

Welcome from the CCE XVI Chairs

Welcome everyone to Saddlebrook, the legendary resort in Tampa, FL, for the 16th Cell Culture Engineering (CCE) conference! As we celebrate the 30th anniversary of our meeting it is exciting that our meeting continues to be the premiere cell culture engineering conference and continues to shape the direction of cell culture technologies and growth of the biotechnology industry. Throughout this time, the CCE series has also been the main forum where industry and academia meet to assess the science and technology progress in the field and to guide trends and establish good practices.

With over 400 participants from 24 countries on 5 continents, this year's meeting is certainly one of the largest ECI conferences ever, and one of the most diverse to date involving many students, academics, government, and industry representatives to invest in the future and sustain the growth of the cell culture engineering industry. We will have the largest number of academics and students ever to attend the meeting and this is made possible by the generous sponsorship from our industry partners. To welcome new members of our community and to increase interactions with our community early in their career, whether in academia or industry, we are introducing a new opening segment to the conference on Sunday afternoon. This opening segment will include short presentations followed by a networking session. The conference program includes more than 50 oral presentations, four keynote addresses and two award lectures. In addition, we have eight thematic workshops and ~ 200 posters. As has been the tradition and a key success factor of this conference series, a significant amount of time has been allocated to poster sessions. You are invited and strongly encouraged to take full advantage of this opportunity to explore and discuss the large body of interesting and excellent work that will be presented in these sessions.

Cell culture technologies continue to fuel the growth of biologics based medicines and 2017 was a banner year with more than 15 new products being approved in the US. Last year was particularly significant, as our industry also contributed to two new classes of medicines, being hailed as "cures". The US FDA approved two medicines in the field of adoptive cell therapy and another in gene therapy that will no doubt spur significant new innovation in the field of cell culture technologies. In addition, five biosimilars were approved and the technological innovation needed to increase global access for our life changing medicines is more urgent than ever. In 2017 we also saw cancer patients beginning to realize the true potential of immunotherapies and the regulators are challenging the biotechnology industry to speed up the development of these life-changing medicines. In addition, medicines with novel modalities and formats are continuing to advance through clinical development and it is clear that current mammalian cell technologies need to be adapted and new discoveries are needed to enable successful commercialization of these medicines. With this in mind, we've put together a program that will showcase new directions, challenges, and successes in the cell culture engineering arena, as shared by leading academic and industrial experts. We have introduced a new oral session, "Towards other cell lines and systems – Opportunities and Challenges Beyond CHO" that will highlight advances that could prove transformative for mammalian cell culture. Additionally, we have introduced a new session focused on cell and gene therapies, that will highlight the opportunities for cell culture engineers in this emerging field. We will also continue with the oral session on "Current Concerns and Regulatory Strategies", with which we aim to highlight the most current challenges facing our community, be they derived from accelerated programs, the entry of biosimilars, or novel therapies. We have also introduced a workshop session that will challenge cell culture engineers to innovate to increase global access of biologics. Finally, as a celebration of 30th Anniversary of Cell Culture Engineering conference, we are honored to have Wei-Shou Hu, the chair of CCE I and II, teaming up with Weichang Zhou, the chair of CCE XIV, to host a plenary session titled "30 years of Cell Culture Engineering". We strongly encourage each one of you to engage in the

dialogue that is enabled by this conference venue, sharing your thoughts and expertise with others as we collectively shape the future of cell culture engineering.

We also invite you to enjoy the warmth of the Tampa area and the Saddlebrook resort, especially those of you that are waiting for winter to end in 2018. The resort is located on 480 acres of rolling terrain surrounded by lagoons and cypress trees. Saddlebrook was purposely planned as a car-free “walking village” ensuring guests can easily walk throughout the entire resort. The resort’s 540 suites showcase an inviting rich tropical design and are clustered around nine serene courtyards complete with gardens, stone benches, stone paver walkways, and native lush Florida landscaping. In listening to the feedback from prior conferences, we have arranged the schedule to provide you with free time on Wednesday morning, and we hope you will take advantage of the many opportunities at the resort that include two Arnold Palmer signature golf courses and a championship tennis complex that features 45 courts including four Grand Slam surfaces. The Sports Village features two adjacent fitness centers, one sand and two grass volleyball courts, a regulation-size basketball court, and three swimming pools including the Superpool, a half-million gallon free-form pool. We look forward to having you all at a memorable gala dinner where we will recognize the next winner of the Cell Culture Engineering award, recognize some of the outstanding posters presented here, learn of the chairs for the next CCE to be held in 2020, and enjoy our last opportunity together to network and enjoy the camaraderie of our incredible cell culture community.

We would like to thank all the oral session chairs, workshop program and session chairs, and poster session chairs, all of whom have worked with remarkable dedication to put together a balanced and high-quality program. And, once again, thanks to the generous contributions from our corporate sponsors for enabling our outstanding academic attendance.

We would also like to convey to our cell culture community a message of regret at not having been able to accept many colleagues from Academia and Industry who were interested in participating in this event. Clearly, this conference continues to be in high demand. But, the implicit working principle of keeping the conference with a size of participants that would maximize interactions among scientists and engineers while still allowing efficient cross-fertilization between different sectors makes it difficult to accommodate all requests to attend.

Finally, special thanks to Barbara Hickernell and her dedicated team at ECI, particularly Kathy Chan, Kevin Korpics, and Tressa D’Ottavio for their tireless help and enormous assistance with the logistics and details. Certainly, many of you received personalized emails from Kathy in managing the invitation and registration process. We hope that this conference will live up to the high standard that has been set for the CCE series by preceding Chairs. We also want to thank the many student volunteers, and Saddlebrook resort staff, for helping make this meeting a success.

Once again, welcome to Saddlebrook and the beautiful Tampa Bay area, and a warm welcome to Cell Culture Engineering XVI. We look forward to meeting each of you personally.

Anne Skaja Robinson, Gene Schaefer, and Raghavan Venkat
Chairs, Cell Culture Engineering XVI

Conference Sponsors

The organizers wish to express their gratitude to the following companies who, through their generosity, have helped to make this conference possible.

Platinum Plus

Genentech

Platinum

Kerry

Lonza

Pfizer Inc.

Regeneron Pharmaceuticals, Inc.

Thermo Fisher Scientific

Gold

AbbVie

Amgen

Biogen

Biomarin

Boehringer Ingelheim

Bristol-Myers Squibb

Celgene

Eli Lilly and Company

Eppendorf AG

GE Healthcare

Gilead Sciences

GlaxoSmithKline

Irvine Scientific

Janssen R&D
Medimmune
Merck and Co., Inc.
Novo Nordisk
Sartorius Stedim Biotech
Shire

Silver
Amicus
Bayer
BD
Catalent Biologics
Chugai Pharmaceutical Co. Ltd.
KBI Biopharma, Inc.
Kuhner Shaker
MilliporeSigma
Momenta Pharmaceuticals, Inc.
NIIMBL
Repligen
Roche
Sanofi
Solentim
UCB Pharma
Wuxi Biologics
Xell AG

Bronze

Aber Instruments Inc.

Ajinomoto

Ambrx

Applikon Biotechnology Inc.

bluebird bio

Codiak Biosciences

Genedata AG

Nucleus Biologics

REGENXBIO Inc.

Seattle Genentics

Teva

Thomson Instrument Company

Visit Tampa Bay


Program Schedule and Posters

Cell Culture Engineering XVI

An ECI Conference Series

May 6 – May 11, 2018

Saddlebrook Resort, Tampa, Florida, USA



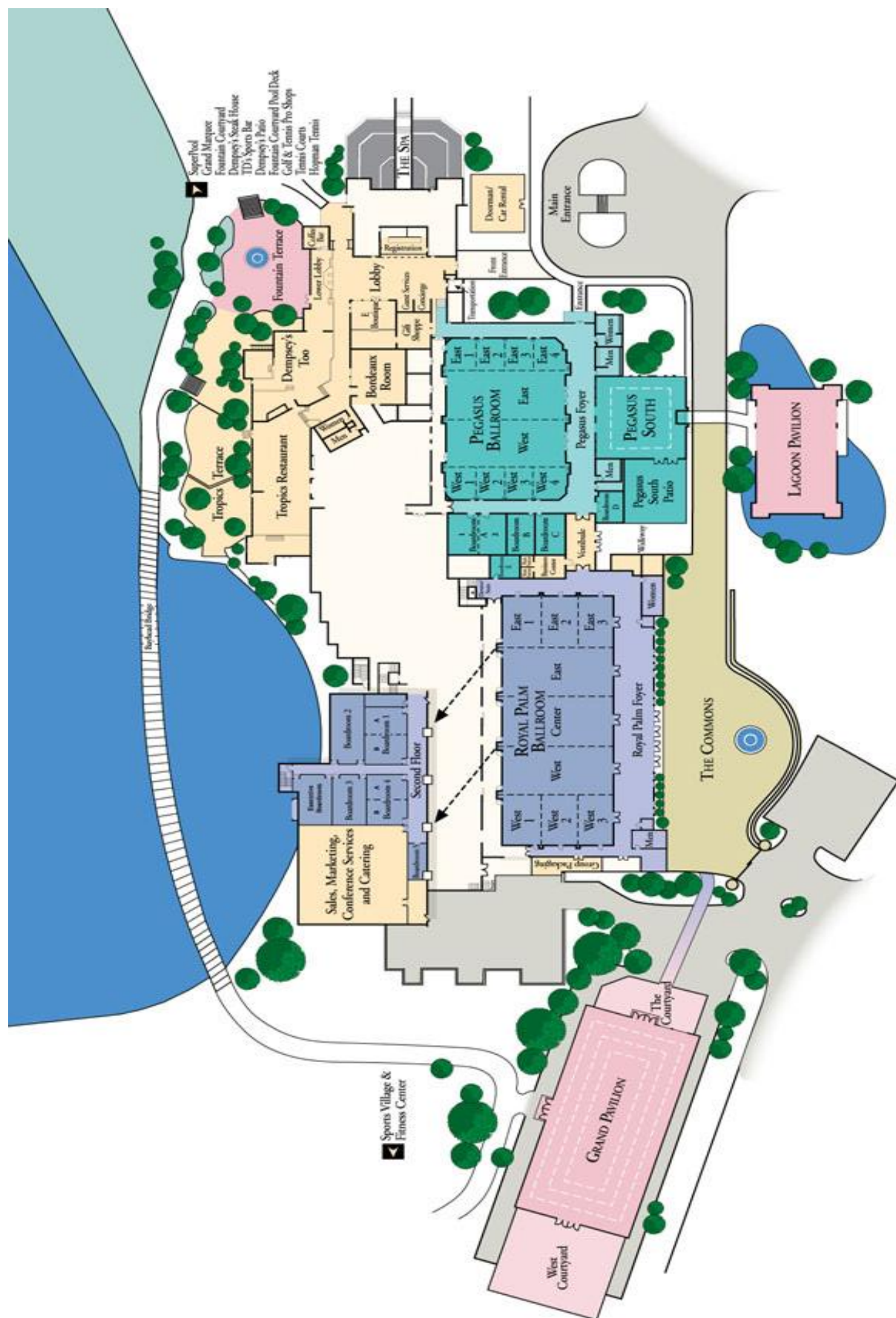
Tampa, Florida
May 2018




Engineering Conferences International

Room locations and notes

- General Sessions will be held in the Royal Palm East, Center, West 1-3.
- Poster Sessions will be in the Grand Pavilion. All posters will remain mounted for the entire conference. Authors of even-numbered posters are asked to stay with their presentations on Sunday and Tuesday evenings, and authors of odd-numbered posters are asked to stay with their presentations on Monday and Wednesday evenings.
Posters must be taken down no later than 9:00 am on Thursday morning.
- The locations for workshops are listed in the program.
- All breakfasts and lunches will be in the Commons and Pegasus Ballroom.
- Dinner locations are listed in the program.
- Coffee breaks will be in the Royal Palm Foyer.
- The ECI office is in Boardroom C.
- Boardroom D is available for small *ad hoc* meetings during the week. Please see ECI staff if you would like to schedule a meeting.
- Audio, still photo and video recording by any device (e.g., cameras, cell phones, laptops, PDAs, watches) is strictly prohibited during the technical sessions, unless the author and ECI have granted prior permission.
- Speakers – Please have your presentation loaded onto the conference computer prior to the session start (preferably the day before).
- Speakers – Please leave discussion time as previously directed by your session chair.
- Please do not smoke at any conference functions.
- Turn your mobile telephones to vibrate or off during technical sessions.
- Please write your name on your program so that it can be returned to you if lost or misplaced.
- After the conference, ECI will send an updated participant list to all participants. Please check your listing now and if it needs updating, you may correct it at any time by logging into your ECI account.
- Emergency Contact Information: Because of privacy concerns, ECI does not collect or maintain emergency contact information for conference participants. If you would like to have this information available in case of emergency, please use the reverse side of your name badge.





PROPERTY OVERVIEW	WALKING VILLAGE	MEETING FACILITIES
-------------------	-----------------	--------------------

- | | | |
|----------------------------|--|--|
| A Golf Start | | |
| Golf Shop | | |
| Tennis Shop | | |
| T.D.'s Sports Bar | | |
| Dempsey's Steakhouse | | |
| B Grand Marquee | | |
| Fountain Courtyard | | |
| C Superpool | | |
| Poolside Cafe | | |
| Pool Bar | | |
| D Spa | | |
| E Conference Center | | |
| F Lobby | | |
| Coffee Bar | | |
| Tropics Restaurant | | |
| Dempsey's Too | | |
| G Grand Pavilion | | |

Sunday, May 6, 2018

12:30 – 17:30 Conference Registration (Royal Palm Foyer)

15:00 – 15:15 **Opening Remarks**
Anne Skaja Robinson, Tulane University, USA
Raghavan Venkat, MedImmune, USA
Gene Schaefer, Janssen, USA

Session 1: Views from the Younger Generation (and the Young at Heart)

Session Chairs: Neil Templeton, Merck & Co., Inc, USA
Josh Leonard, Northwestern University, USA
Derrick Scott, Delaware State University, USA

15:15 – 15:20 **Introduction**
Neil Templeton, Merck & Co., Inc., USA
Josh Leonard, Northwestern University, USA
Derrick Scott, Delaware State University, USA

15:20 – 16:50 Short Poster Highlights

16:50 – 17:30 Break and Networking time

17:30 – 18:15 **Keynote**
The human protein atlas: Implications for human biology, drug development, and precision medicine
Mathias Uhlén, KTH Royal Institute of Technology and Karolinska Institute, Sweden

18:30 – 20:30 Dinner (Key West Buffet in Commons Area)

20:30 – 22:30 **Poster Session** and Reception (*sponsored by MilliporeSigma*)
(Authors of even-numbered posters are asked to stay with their posters)

Poster Chairs:
Anthony Grippe, Merck & Co., Inc., USA
Weiwei Hu, Celgene, USA
Devesh Radhakrishnan, BioMarin, USA
Nicholas Sandoval, Tulane University, USA

Monday, May 7, 2018

06:30 – 08:00 Breakfast
Organizing Committee Breakfast Meeting

08:00 – 08:10 **Opening Remarks**
Anne Skaja Robinson, Tulane University, USA
Raghavan Venkat, MedImmune, USA
Gene Schaefer, Janssen, USA

Session 2: Towards Other Cell Lines and Systems: Opportunities and Challenges

Beyond CHO *(sponsored by Lonza)*

Session Chairs: Véronique Chotteau, KTH Royal Institute of Technology, Sweden
Rashmi Kshirsagar, Biogen, USA

08:20 – 08:45 **Moving Beyond CHO: Alternative host systems may be the future of
biotherapeutics**
Christina Alves, Biogen, USA

08:45 – 09:10 **Insect cell platforms for production of pseudo-typed VLPs for drug and vaccine
development**
Antonio Roldao, iBET - Instituto de Biologia Experimental e Tecnológica, Portugal

09:10 – 09:35 **Production of biopharmaceuticals in an intensified perfusion process of HEK 293
cells**
Johan Rockberg, KTH Royal Institute of Technology, Sweden

09:35 – 10:00 **Beyond CHO cells: Cell-free protein synthesis for biotherapeutics**
Bob Kiss, Sutro Biopharma, USA

10:00 – 10:30 Coffee Break

Session 3: Impact of Novel Gene Editing Approaches to Engineering and Developing Cell Lines *(sponsored by Genentech)*

Session Chairs: Kris Chan, Michigan State University, USA
Karin Anderson, Pfizer, USA

10:40 – 11:05 **Engineering CHO cells for the production of "Hard-To-Produce" proteins**
Bjørn Voldborg, Technical University of Denmark, Denmark

11:05 – 11:30 **CRISPR/Cas9 mediated knockout of microRNAs for precise cell engineering**
Kerstin Otte, University of Applied Sciences Biberach, Germany

11:30 – 11:55 **miR-CATCH identifies biologically active miRNA regulators of the pro-survival
gene XIAP, in Chinese hamster ovary cells**
Paul Kelly, National Institute for Bioprocessing Research and Training(NIBRT), Ireland

11:55 – 12:20 **Glycoengineering of CHO cells for production of recombinant therapeutics with
enhanced efficacy**
Zhiwei Song, A*STAR Bioprocessing Technology Institute, Singapore

Monday, May 7, 2018 (continued)

12:20 – 12:45 **Elimination of the “Essential” Warburg effect in CHO cells through a multiplex genome engineering strategy**
Nate Lewis, University of California, San Diego, USA

12:45 – 14:00 Lunch

14:00 – 15:30 **Workshops (Four concurrent)**

Increasing Speed to the Clinic and Market B (Lagoon Pavilion)

(Sponsored by Amgen and Bristol-Myers Squibb)

Facilitators: Kevin Smith (Janssen R&D), Matt Croughan (Keck Graduate Institute), Inn Yuk (Genentech)

Advances and Challenges with Tech Transfer, Scale-up, and Comparability

(Pegasus South)

(Sponsored by Celgene, GE Healthcare and Novo Nordisk)

Facilitators: Anurag Khetan (BMS), Kara Calhoun (Genentech)

Opportunities and challenges of adopting decades of cell culture knowledge for cell and gene therapy development (Royal Palm East 1-3)

(Sponsored by BioMarin, Gilead Sciences and Irvine Scientific)

Facilitators: Chapman Wright (Biogen), Amine Kamen (McGill University), John Pierciey (bluebird bio)

How can interactions within the ‘biomanufacturing ecosystem’ deliver value?

(Pegasus Ballroom East)

(Sponsored by Janssen R&D and NIIMBL)

Facilitators: Tim Charlebois (Pfizer), Mike Betenbaugh (Johns Hopkins University)

15:30 – 16:00 Coffee Break

Session 4: Regulatory Strategies and Concerns in Current and Emerging Therapies

Session Chairs: Chris Frye, Eli Lilly, USA

Bill Bentley, University of Maryland, USA

Pranhitha Reddy, Gene-to-BLA, USA

16:05– 16:30 **Limitations of subcloning as a tool to characterize homogeneity of a cell population**
Jennitte Stevens, Amgen, USA

16:30 – 16:55 **Registration enabling campaign for accelerated development: A PPQ strategy with minimal early investments to enable fast to market development for a promising monoclonal antibody**
Jessica Wu, Genentech, USA

16:55 – 17:20 **Derivation of process control strategy for biosimilar: Is it different from the way a control strategy is derived for a novel biologic?**
Dinesh Baskar, Biocon Research Limited, India

17:20 – 17:45 **Confronting the Analytical Challenges of Chimeric Antigen Receptor T Cell**
Heidi Zhang, Juno Therapeutics, USA

Monday, May 7, 2018 (continued)

- 17:45 – 18:30 **Cell Culture Engineering Award Lecture**
Large scale production and characterization of exosomes
Konstantin Konstantinov, Codiak BioSciences, USA
- 18:30 – 20:30 Dinner (18th Fairway of the Saddlebrook Golf Course)
- 20:30 – 22:30 **Poster Session** and Reception (*sponsored by Roche and Solentim*)
(Authors of odd-numbered posters are asked to stay with their posters)

Tuesday, May 8, 2018

- 06:30 – 08:00 Breakfast
Organizing Committee Breakfast Meeting
- 08:00 – 08:05 **Opening Remarks**
Anne Skaja Robinson, Tulane University, USA
Raghavan Venkat, MedImmune, USA
Gene Schaefer, Janssen, USA
- 08:05 – 08:50 **Keynote**
Cell Culture Bioprocess Learnings: Past successes and future challenges
Günter Jagschies, GE Healthcare Life Sciences, Germany
- Session 5: Pushing the Limits on Process Intensification: 10 g/L and Beyond**
Session Chairs: Greg Hiller, Pfizer, USA
 Marcella Yu, Boehringer Ingelheim, USA
- 09:00 – 09:30 **Intensification of a multi-product perfusion platform – managing growth characteristics at high cell density for maximized volumetric productivity**
Shawn Barrett, Sanofi, USA
- 09:30 – 10:00 **Evolution of TFF-based perfusion: A path towards non product sieving and direct chromatography integration**
Nuno D. S. Pinto, Merck & Co., Inc., USA
- 10:00 – 10:30 Coffee Break
- 10:30 – 11:00 **Development towards a high-titer fed-batch CHO platform process yielding product titers > 10 g/L**
Laurel Zhang, Genentech, USA
- 11:00 – 11:30 **Development of a novel automated perfusion mini-bioreactor ambr® 250 perfusion**
Barney Zoro, Sartorius, UK
- 11:30 – 12:00 **Intensified cell culture using a linked bioreactor system**
Matthew Gagnon, Pfizer, USA
- 12:00 – 13:30 Lunch

Tuesday, May 8, 2018 (continued)

13:30 – 15:00 **Workshops (Four concurrent)**

Increasing Global Access to Biotherapeutics: What Role Does Upstream Play?
(Lagoon Pavilion)

(Sponsored by Boehringer Ingelheim, MedImmune and Shire)

Facilitators: Brian Kelley (Vir), Jeff McGrew (Just Biotherapeutics)

Advances in Cell Line Engineering and Protein Expression Strategies (Pegasus South)

(Sponsored by Eli Lilly and Company and Merck and Co., Inc.)

Facilitators: Steven Lang (Genentech), Diane Hatton (MedImmune)

Applications of ‘Omics Tools in Cell Culture (Royal Palm East 1-3)

(Sponsored by AbbVie and Biogen)

Facilitators: Mike Laird (Genentech), Nate Lewis (University of California, San Diego),
Bhanu Mulukutla (Pfizer)

PAT Implementation: Key Challenges and Opportunities (Pegasus Ballroom East)

(Sponsored by Eppendorf AG, GlaxoSmithKline and Sartorius Stedim Biotech)

Facilitators: Kelly Wiltberger (Biogen), Stephen Goldrick (University College London)

15:00 – 15:30 Coffee Break

15:30 – 16:15

Keynote

CAR T Cell Therapy: Fifteen years of academic driving

Isabelle Rivière, Memorial Sloan Kettering Cancer Center, USA

Session 6 - Innovation in Cell and Gene Therapies

Session Chairs: Greg Russotti, Celgene Corporation, USA

Eleftherios T Papoutsakis, University of Delaware, USA

16:25 – 16:50

Engineered CAR T cell therapy for solid tumors

Juan F Vera, Center for Cell and Gene Therapy, Baylor College of Medicine, Texas
Children's Hospital, USA

16:50 – 17:15

**iPSC-derived neurospheroids recapitulate development and pathological
signatures of human brain microenvironment**

Catarina Brito, iBET - Instituto de Biologia Experimental e Tecnológica, Portugal

17:15 – 17:40

**Biomanufacturing of platelet-like cells and cell microparticles for cell therapy
applications**

Eleftherios T Papoutsakis, University of Delaware, USA

17:40 – 18:05

**CAR T manufacturing: process modifications for a transformational autologous
product on a rapid path to licensure**

Thomas Brieva, Celgene, USA

18:05 – 18:30

**Development of a large scale GMP compliant suspension cell culture system for
the manufacturing of allogenic Exosome-based biotherapeutics**

Scott Estes, Codiak BioSciences, USA

18:30 – 20:30

Dinner on your own

Tuesday, May 8, 2018 (continued)

20:30 – 22:30

Poster Session and Reception (*sponsored by Wuxi Biologics*)
(Authors of even-numbered posters are asked to stay with their posters)

Wednesday, May 9, 2018

06:30 – 08:00 Breakfast

11:00 – 12:00 Grab 'n Go lunches (in Foyer)

08:00 – 12:30 Networking Time

Session 7 - Process Scale Up/Down, Characterization and Control Strategy **Definition** *(sponsored by Kerry)*

Session Chairs: Shailen Singh, Merck and Co., Inc., USA
Gary Lye, University College London, UK

12:35 – 13:00 **Probing lactate metabolism variations in large-scale bioreactors**
Sen Xu, Merck and Co., Inc., USA

13:00 – 13:25 **Medium development strategies and scale down models for a high density high productivity cell line**
Amy Johnson, Regeneron, USA

13:25 – 13:50 **Process scale up and characterization of an intensified perfusion process**
Jiuyi Lu, Sanofi, USA

13:50 – 14:15 **Leveraging a technical partnership to deliver high titer biologics manufacturing**
Haofan (Eric) Peng, Biogen, USA

14:15 – 14:40 **Efficient technology transfers to increase agility, flexibility, and productivity**
Kara Calhoun, Genentech, USA

14:40 – 15:05 **Towards advanced understanding of scale-up: From computational fluid dynamics to systems biotechnology approaches**
Jochen Schaub, Boehringer Ingelheim Pharma GmbH & Co. KG, Germany

15:05 – 15:45 **Martin Sinacore Award Lecture**
Understanding and improving cell culture processes through omics technologies
Amanda Lewis, Bristol-Myers Squibb, USA

15:45 – 16:15 Coffee Break

Session 8: Computational Strategies to Enhance Bioprocess Performance

Session Chairs: Amanda Lewis, Bristol-Myers Squibb, USA
Colin Clarke, National Institute for Bioprocessing Research and Training (NIBRT), Ireland

16:25 – 16:50 **Application of -omics knowledge yields enhanced bioprocess performance**
Rashmi Kshirsagar, Biogen, USA

16:50 – 17:15 **Multivariate data analysis enabling improved clone selection**
Stephen Goldrick, University College London/MedImmune, UK

17:15 – 17:40 **Quantifying the partition of metabolic resources between cellular and recombinant protein glycosylation in GS-CHO cells**
Ioscani Jimenez del Val, University College Dublin, Ireland

Wednesday, May 9, 2018 (continued)

- 17:40 – 18:05 **More accurate process understanding from process characterization studies using Monte Carlo simulation, regularized regression, and classification models**
Cary Opel, Gilead Sciences, USA
- 18:05 – 18:30 **Enhancing CHO process understanding from CHO manufacturing process data**
Tom Mistretta, Amgen, USA
- 18:30 – 18:55 **Gaussian mixture models and machine learning predict megakaryocytic growth and differentiation potential *ex vivo***
William M. Miller, Northwestern University, USA
- 19:00 – 20:30 Dinner (Poolside A)
- 20:30 – 22:30 **Poster Session** and Reception
(Authors of odd-numbered posters are asked to stay with their posters)

Thursday, May 10, 2018

06:30 – 08:00 Breakfast
Steering Committee Breakfast Meeting

08:00 – 08:05 **Opening Remarks**
Anne Skaja Robinson, Tulane University, USA
Raghavan Venkat, MedImmune, USA
Gene Schaefer, Janssen, USA

Session 9: Advanced Cell Culture Processes with an Emphasis on New Analytical and Computational Technology

Session Chairs: Arthi Narayanan, Genentech, USA
Cleo Kontoravdi, Imperial College London, UK

08:20 – 08:45 **Automated and enhanced clone screening using a fully automated microtiter plate-based system for suspension cell culture**
Sven Markert, Roche Diagnostics GmbH, Germany

08:45 – 09:10 **Systems biology approach in the development of chemically-defined media for production of protein therapeutics in Chinese hamster ovary cells**
Wai Lam Ling, Merck and Co., Inc., USA

09:10 – 09:35 **Feedback control of lactate using Raman spectroscopy**
Peter Slade, Pfizer, USA

09:35 – 10:05 Coffee Break

10:05 – 10:30 **An energy-based modelling tool for culture medium design and biomanufacturing optimization**
Athanasios Mantalaris, Imperial College London, UK

10:30 – 10:55 **Novel modeling methodology to predict product quality and cell culture performance in fed-batch and perfusion cultures**
Bassem Ben Yahia, UCB Pharma S.A., Belgium

10:55 – 11:45 **Keynote**
From bioreactors for protein therapeutic production to bioreactors for testing efficacy and safety of protein therapeutics
Linda Griffith, Massachusetts Institute of Technology, USA

11:45 – 13:15 Lunch

Session 10: Advances In Cell Culture Control of Product Quality Attributes
(sponsored by Regeneron Pharmaceuticals, Inc.)

Session Chairs: Martin Gawlitzek, Genentech, USA
Seongkyu Yoon, University of Massachusetts, Lowell, USA

13:20 – 13:45 **Tailoring antibody glycosylation via integrating genome and protein engineering to generate preferred glycoforms on the Fc region**
Mike Betenbaugh, Johns Hopkins University, USA

Thursday, May 10, 2018 (continued)

- 13:45 – 14:05 **Product quality control strategy development for non-mAb complex modalities by using combinatorial cell engineering and OMICS screening tools**
Zhimei Du, Merck and Co., Inc., USA
- 14:05 – 14:25 **Controlling tryptophan oxidation through medium/feed modifications and potential MOA unveiled by transcriptomics analysis**
Luhong He, Eli Lilly, USA
- 14:25 – 14:45 **Online control of cell culture redox potential prevents antibody reduction**
Michael Handlogten, MedImmune, USA
- 14:45 – 15:05 **Identification of copper as a cell culture media component causing metabolite depletion and product sequence variants**
Brian Mickus, Gilead Sciences, USA
- 15:05 – 15:30 **A synthetic biology based cell line engineering pipeline**
Wei-Shou Hu, University of Minnesota, USA
- 15:30 – 16:00 Break
- Session 11: 30 Years of Cell Culture Engineering**
Session Chairs: Weichang Zhou, WuXi Biologics, China
Wei-Shou Hu, University of Minnesota, USA
- 16:15 – 16:40 **Engineering stem cell fate**
Peter Zandstra, University of British Columbia, Canada
- 16:40 – 17:05 **Future challenges in biologics cell culture engineering**
Mike Laird, Genentech, Inc., USA
- 17:05 – 17:30 **Ignorant empiricism in cell culture engineering: 30 years of expensive lessons**
Matt Croughan, Keck Graduate Institute, USA
- 17:30 – 18:30 Panel Discussion
- 18:30 – 19:30 Reception
- 19:30 – 21:00 Banquet (Pegasus Ballroom)
(sponsored by Genentech)

Friday, May 11, 2018

06:30 – 10:00 Networking Breakfast and Departure

Poster Presentations

Clonality and Stability

- 1 **Limitations of subcloning as a tool to characterize homogeneity of a cell population**
Hedieh Barkhordarian, Amgen Inc., USA
- 2 **Interrogating cell culture populations for the selection of production cell lines using microfluidic culturing, single cell analysis, and predictive modelling**
Kim Le, Amgen Inc., USA
- 3 **Rethinking clonality using modeling approaches**
Chun Chen, Amgen Inc., USA
- 4 **Tools and methods for providing assurance of clonality for legacy cell lines**
Paul Wu, Bayer HealthCare, USA
- 5 **Variation in karyotype and chromosome numbers in CHO cell lines and subclones**
Nicole Borth, BOKU University, Austrian Center of Industrial Biotechnology, Austria
- 6 **Genomic understanding of clonal variation in recombinant CHO cells**
Gyun Min Lee, KAIST, South Korea
- 7 **Characterisation of Chinese Hamster Ovary (CHO) cells at the single cell level**
Eva Pekle, MedImmune, United Kingdom
- 8 **Population dynamics in cloned CHO cell lines**
Tzihsuan Jennifer Lin, Pfizer Inc., USA
- 9 **The relationship between clonality, cellular heterogeneity, and process consistency**
Jack J. Scarcelli, Pfizer Inc., USA
- 10 **Process improvement delivered by a high efficiency, automated single cell cloning system**
Andrea Gough, Solentim Ltd., United Kingdom
- 11 **Using nanoscale bioreactors to characterize sub-populations of CHO clones and screen transfected pools**
Tanner Nevill, Berkeley Lights, Inc., USA
- 12 **Quantification of genomic DNA repair capabilities in CHO and identification of genes impacting genomic stability**
Philipp N. Spahn, University of California, San Diego, USA
- 13 **Analysis of DNA DSB repair and production stability in CHO cells**
Xiaolin Zhang, University of Delaware, USA
- 14 **Integrated analysis of genomic and epigenomic instability for CHO cell line engineering**
Sofie O'Brien, University of Minnesota, USA

I: Towards Other Cell Lines and Systems

- 15 **The C1 gene expression system, disrupting the way biologic vaccines, and drugs are developed & manufactured**
Ronen Tchelet, Dyadic International Inc, USA
- 16 **Opportunities to leverage cell culture technology to create sustainable food systems: The development of "Clean Meat"**
Liz Specht, Good Food Institute, USA
- 17 **Expanding the vector toolkit for complex recombinant protein expression**
Peter M. O'Callaghan, Lonza Biologics, USA
- 18 **Identifying Hipk1 as a target of Mir-22-3p enhancing recombinant protein production from Hek 293 by using microarray and Htp sirna screen**
Sarah Inwood, National Institutes of Health (NIH), USA
- 19 **spERt Technology: A novel strategy to improve productivity through enhanced polyribosome assembly on the endoplasmic reticulum in CHO cells**
Kiyoko Ogawa-Goto, Nippi Research Institute of Biomatrix, Japan
- 20 **Newly established cell lines derived from Chinese hamster for production of biologics**
Takeshi Omasa, Osaka University, Japan
- 21 **Improving vaccine production with a serum-free medium for MRC-5 cells**
Anna-Barbara Hachmann, Thermo Fisher Scientific, USA
- 22 **Use of a 'molecular tug' to overcome limitations in the production of 'difficult to express' recombinant proteins**
Hirra Hussain, University of Manchester, United Kingdom

II: Computational Strategies to Enhance Bioprocess Performance

- 23 **Improving bioreactor design through pH mapping of bioreactors employing Computational Fluid Dynamics coupled with equilibrium calculations**
Natraj Ram, AbbVie, USA
- 24 **Empowering manufacturing decisions through process simulation models**
Tiffany Rau, BioProcess Technology Consultants, USA
- 25 **Applying genome scale metabolic models integrated with OMICs technologies for improvement of commercial CHO cell culture process**
Jianlin Xu, Bristol-Myers Squibb Company, USA
- 26 **WITHDRAWN**
- 27 **A bioinformatics approach to genome to phenome predictions in CHO cell lines**
Derrick Scott, Delaware State University, USA
- 28 **Multiscale modeling of monoclonal antibody (mAb) production and glycosylation in a CHO cell culture process**
Yu Luo, University of Delaware, USA
- 29 **Bioprocess intelligent for the improvements and prediction on fed-batch cell culture in bioreactor**
Ching-Jen Yang, Development Center for Biotechnology, Taiwan

- 30 **Development of an in silico molecule assessment method for product expression**
Misha Lazebnik, Genentech, Inc., USA
- 31 **Monitoring the production of AAV vectors in insect cells by fluorescence spectroscopy**
Daniel Alexandre Marques Pais, Instituto de Biologia Experimental e Tecnológica (iBET), Portugal
- 32 **Towards model-based bioprocess characterization: A mathematical model of cell cycle, metabolism and apoptosis of mAb-producing mammalian cells**
António Lima Grilo, Imperial College London, United Kingdom
- 33 **Application of a genome-based predictive CHO model for increased mAb production and Glycosylation control**
J. Vincent Price, Janssen Pharmaceutical, USA
- 34 **WITHDRAWN**
- 35 **Dynamics of intracellular metabolite pools in MDCK suspension cells during growth and influenza virus infection**
Thomas Bissinger, Max Planck Institute for Dynamics of Complex Technical Systems, Germany
- 36 **Application of metabolomics and fluxomics to increase productivity and predict product quality**
Neil Templeton, Merck & Co., Inc., USA
- 37 **Characterizing the effect of glutamine supplementation on asparagine and glutamine metabolism using ¹³C metabolic flux analysis**
Sandra V. Bennun, Regeneron Pharmaceuticals Inc., USA
- 38 **Innovative metabolic data integration applicable for Therapeutic Protein Development 2.0**
Wolfgang Paul, Roche Diagnostics GmbH, Germany
- 39 **Biologically consistent annotation of CHO cell culture metabolomics data**
Nicholas Alden, Tufts University, USA
- 40 **Curation of a CHO DG44 genome scale model and application to support cell culture development process**
Cyrielle Calmels, UCB Pharma and Technical University of Denmark, Belgium
- 41 **Filling the gap between experimentalists and modelers by determining a mammalian cell's metabolic capabilities based on transcriptomic data**
Anne Richelle, University of California, San Diego, USA
- 42 **A priori optimization of cell culture feeds using metabolic engineering**
Nicholas Trunfio, University of Massachusetts Lowell and US Food and Drug Administration, USA
- 43 **Media formulation optimization based on multi-scale modeling of heterogeneity in mammalian cell culture process**
Shaun Galbraith, University of Massachusetts Lowell, USA
- 44 **RNA-seq data reveals metabolic regulation in Chinese Hamster Ovary cell culture**
Sha Sha, University of Massachusetts Lowell, USA

- 45 **Metabolic pathway engineering in mammalian cells through kinetic model optimization**
Conor M. O'Brien, University of Minnesota, USA
- 46 **Epigenetic regulation of gene expression in response to a changing environment in CHO cell batch culture**
Heena Dhiman, University of Natural Resources and Life Sciences, Vienna, Austrian Center of Industrial Biotechnology, Austria
- 47 **¹³C flux analysis in industrial CHO cell culture applications**
Jamey Young, Vanderbilt University, USA

III: Advances in Cell Culture Control

- 48 **Controlling continuous high cell density perfusion culture with the Alternating Tangential Flow system in real time using radio-frequency impedance**
Aditya Bhat, Aber Instruments Ltd, USA
- 49 **Demonstrating a powerful scale-up strategy for Biosimilar mAb in single use systems via physicochemical and functional characterization**
Serdar Alpan, Turgut Ilacilar A.S., Turkey
- 50 **Impact of raw materials on sialylation for a therapeutic protein**
Wei-Chien Hung, Alexion, USA
- 51 **Delivery of consistent and high-quality antibody therapeutics by actively monitoring and controlling critical quality attributes**
Megan Blewis, Amgen Inc., USA
- 52 **WITHDRAWN**
- 53 **Modulation of half antibody and aggregate formation in a CHO cell line expressing a bispecific antibody**
Natalia Gomez, Amgen, USA
- 54 **Controllability analysis to identify manipulated variables for a glycosylation control strategy**
Melissa M. St. Amand, Belcan Corporation, DARPA, USA
- 55 **A novel additive for controlling glycosylation of monoclonal antibodies**
Fernie Mitchelson, Biogen, USA
- 56 **Perfusion cell culture: Challenges and potentials between lab and manufacturing scale**
Daniel J. Karst, Biogen, Switzerland
- 57 **Process optimization for high volumetric productivity with product quality control**
Rashmi Kshirsagar, Biogen, USA
- 58 **Study of an unusually high level of N-glycolylneuraminic acid (NGNA) sialylation on a monoclonal antibody expressed in Chinese hamster ovary cells**
Shumin Yang, Boehringer Ingelheim Fremont Inc, USA
- 59 **A Master Cell Bank (MCB) banking troubleshooting case study: Challenges and process improvements with comprehensive root cause analysis**
Lianchun Fan, Bristol-Myers Squibb Company, USA

- 60 **Effect of lactate media concentration on induced pluripotent stem cell proliferation and metabolism**
Daniel Odenwelder, Clemson University, USA
- 61 **Strategies to modulate charge variants of a Biosimilar monoclonal antibody through cell culture conditions**
Prafulla M. Mahajan, Dr.Reddys Laboratories Limited, India
- 62 **WITHDRAWN**
- 63 **Generating glycan variants for biological activity testing by means of parallel experimental design and multivariate analysis**
David Bruehlmann, EMD Serono, Switzerland
- 64 **A systematic approach for process development and quality control in continuous perfusion cultures**
Moritz Wolf, ETH Zurich, Switzerland
- 65 **Genotype of CHO host cell line has higher impact on mAb production and quality than process strategy or cell culture medium**
Andreas Castan, GE Healthcare, Sweden
- 66 **Maintaining product quality from early to late stage process development**
Jason C. Goodrick, Genentech, Inc., USA
- 67 **Effects of cryopreservation on recombinant CHO cell lines**
Inn Yuk, Genentech, Inc., USA
- 68 **Improving glycosylation profiles and cell culture performance with a sensitive cell line in commercial manufacturing**
Lisa L. Vulliet, Genentech, Inc., USA
- 69 **Evaluation of Raman spectroscopy for online monitoring of cell culture product quality**
Barbara Chiang, Genentech, Inc., USA
- 70 **Using PLS to understand potential sources of process variation & assessing medium components to alter afucosylation**
Angela Meier, Genentech, Inc., USA
- 71 **Comprehensive manipulation of glycosylation profiles across development scales**
Sven Loebrich, ImmunoGen, USA
- 72 **Controlling fab terminal sialylation of antibodies through culture conditions**
Calum McIntosh, Imperial College London, United Kingdom
- 73 **Elucidating amino acid metabolism in CHO cells**
Michael J. Betenbaugh, Johns Hopkins University, USA
- 74 **Towards a universal CHO reference platform with epigenome characterization for the biotechnology community**
Michael Betenbaugh, Johns Hopkins University, USA
- 75 **Intact glycopeptide analysis of recombinant protein from CHO cells**
Qiong Wang, Johns Hopkins University, USA

- 76 **Modulation of Mannose levels in N-linked glycosylation through cell culture process conditions in order to increase ADCC activity for an antibody Biosimilar**
Shahid Rameez, KBI Biopharma Inc., USA
- 77 **A highly automated, continuous method for developing active controllers of product quality attributes in early phase clinical development**
Brandon Downey, Lonza, USA
- 78 **Developing integrated platforms for the generation of cell lines expressing bispecific proteins with desired qualities**
Jie Zhu, MedImmune/AstraZeneca, USA
- 79 **Impact of S-sulfocysteine on fragments and trisulfide bond linkages in monoclonal antibodies**
Aline Zimmer, Merck KGaA, Germany
- 80 **Process and raw material control strategies to manage variability in charge variant species of a monoclonal antibody**
Vijay Janakiraman, Merck & Co., Inc., USA
- 81 **Development of a platform expression system using targeted integration in Chinese Hamster Ovary cells**
Scott Bahr, MilliporeSigma, USA
- 82 **Defining scalable cell culture processes for Biosimilar candidates**
Carmen Ho, Momenta Pharmaceuticals, USA
- 83 **Dielectric monitoring of mammalian cells in a bioreactor**
Michael Butler, National Institute for Bioprocessing Research and Training (NIBRT), Ireland
- 84 **HIV-1 envelope vaccine production with improved yields and glycosylation profile through mannose supplementation**
J. Isaac Godfroy, National Institute of Allergy and Infectious Disease, USA
- 85 **Control strategies for the regulation of protease clipping during mAb production in CHO cells**
Daniel Blackstock, National Institutes of Health (NIH), USA
- 86 **Regulation of recombinant protein expression during CHO pool selection enhances high producer frequency**
Yves Durocher, National Research Council Canada, Canada
- 87 **Novel engineered CHO DG44 host cell line demonstrates lowered UPR, increased titers and superior quality of recombinant vaccines**
Hussain Dahodwala, National Institutes of Health (NIH), USA
- 88 **Monitor and control of multiple bioreactor parameters using in situ raman spectroscopy**
Michelle LaFond, Regeneron Pharmaceuticals Inc., USA
- 89 **Proteolysis of non-IgG molecules in transient HEK293 and stable CHO-K1 bioprocesses**
Alfred M. Engel, Roche Diagnostics GmbH, Germany
- 90 **Implementing automated pCO₂ control in small scale cell culture models**
Lia Tescione, Sanofi, USA

- 91 **Bioreactor scale down model case study: Ensuring nutrient feed strategy is representative of clinical and commercial scale**
Matthew Leith, Seattle Genetics, USA
- 92 **Controlling the product quality attributes of a complex recombinant protein in a high cell density perfusion bioreactor process**
Rahul Chelikani, Shire Pharmaceuticals, USA
- 93 **Controlling monoclonal antibody product quality using High Throughput Systems (HTS)**
Amlan Das, Teva Pharmaceuticals, USA
- 94 **Comparison of transfection methods on yield of recombinant human IgG1 Fc**
Evan Wells, Tulane University, USA
- 95 **Raman spectroscopic analysis of cell differentiation and death modes**
James M. Piret, University of British Columbia, Canada
- 96 **Proteasome-based selection systems for generation of recombinant CHOK1SV GS-KO™ cell lines with enhanced productivity**
Daniel Wan, University of Kent and Lonza Biologics PLC, United Kingdom
- 97 **Understanding the zinc induced lactate shift in CHO cell culture at transcriptomics level to improve the protein production**
Hemlata Bhatia, University of Massachusetts Lowell, USA
- 98 **Systems engineering N-glycans of recombinant therapeutic proteins**
Meghan G. McCann, University of Minnesota, Twin Cities, USA
- 99 **Antibody charge heterogeneity formation in a mammalian cell culture fed-batch process**
Bernhard Sissolak, University of Natural Resources and Life Sciences, Vienna, Austrian Center of Industrial Biotechnology, Austria

IV: Advanced Cell Culture Processes

- 100 **Evaluation of redox potential of the Golgi of CHO cells**
Laura Palomares, Universidad Nacional Autónoma de México, Mexico
- 101 **Use of biocapacitance probes for optimized process control at large-scale manufacturing**
Christoffer Bro, Biogen, Denmark
- 102 **Online capacitance probes precisely control cell biomass growth through temperature regulation**
Jeffrey Swanberg, Bristol-Myers Squibb Company, USA
- 103 **Evaluation of bioanalyzers for upstream commercial manufacturing**
Pani Apostolidis, Bristol-Myers Squibb Company, USA
- 104 **Boundary of oxidative and overflow metabolism (boom) controller for CHO cell feed control**
Kathryn Elliott, Clemson University, USA
- 105 **High-density Vero cell perfusion culture in BioBLU 5p Single-Use Vessels**
Sebastian Selzer, Eppendorf AG Bioprocess Center, Germany

- 106 **High-throughput screening for best clone manufacturing using scale-down models**
Maria Wendt, Genedata AG, Switzerland
- 107 **WITHDRAWN**
- 108 **Increasing efficiency in cell line development through automated workflows**
David Shaw, Genentech, Inc., USA
- 109 **Improving transient gene expression in CHO-EBNA1 cells**
Eric Grazzini, National Research Council Canada, Canada
- 110 **Novel downstream process and analytical tools developed for Influenza VLP vaccine**
Patricia Alves, Instituto de Biologia Experimental e Tecnológica (iBET), Portugal
- 111 **Use of the Cyto-Mine for rapid generation of high-producing clonal cell lines**
Kevin D. Smith, Janssen Pharmaceutical, USA
- 112 **Investigating the use of integrated analytics and automation to enhance process development capabilities**
Melisa Carpio, Sartorius Stedim Biotech (2), USA
- 113 **Transcriptomic signatures classifying CHO quasispecies**
Ankita Singh, Technical University of Denmark, Denmark
- 114 **Development of a CHO production medium utilizing proteomic and metabolomics analysis**
Paul Gulde, Thermo Fisher Scientific, USA
- 115 **Rapid process monitoring & control in mammalian cell culture using off-gas mass spectrometry analysis**
Hai-Yuan Goh, University College London, United Kingdom

V: Regulatory Strategies and Concerns

- 116 **WITHDRAWN**
- 117 **Strategies to improve productivity of CHO-S cells expressing an anti-TNF α monoclonal antibody with biosimilar potential**
Ana M. Moro, Instituto Butantan, Brazil

VI: Pushing the Limits on Process Intensification

- 118 **Getting more for less: Leveraging epigenetics to increase process yield**
Chris Kwiatkowski, Biogen, USA
- 119 **Product sieving challenges in TFF perfusion cell culture**
Marcella Yu, Boehringer Ingelheim, USA
- 120 **Dipeptides in cell culture - Tools for performance increase and risk reduction**
Christian Kessler, Evonik Nutrition & Care GmbH, Germany
- 121 **Mammalian cell perfusion cultures: "Intensification by growth inhibition"**
Moritz Wolf, ETH Zurich, Switzerland

- 122 **Evaluation of IRES-mediated expression and different signal peptides for the development of CHO clones producing an anti-PCSK9 monoclonal antibody**
Thayana Araujo da Cruz, PEQ/COPPE/UFRJ, IQ/UFRJ, Brazil
- 123 **Development of perfusion processes for mAb production aiming at high cell densities sustained by low cell-specific perfusion rates**
Renata Alvim, Leda Castilho, Federal University of Rio de Janeiro (UFRJ), Brazil
- 124 **Platform based screening strategies that deliver reliable and high quality continuous biomanufacturing processes**
Leon Pybus, FUJIFILM Diosynth Biotechnologies, United Kingdom
- 125 **Process intensification: Case study with a CHO-based monoclonal antibody production process**
Isam A. Hararah, Genentech, Inc., USA
- 126 **Rapid and flexible scale-down media development and optimization for perfusion culture**
James Kevin Y. Tan, Irvine Scientific, USA
- 127 **Development of a chemically defined medium for optimal growth and recombinant protein production in HEK293 cells**
Chaya Kataru, Kerry, USA
- 128 **Implications of feeds and supplements on the productivity and quality of recombinant proteins produced in CHO cells**
John F. Menton, Kerry, USA
- 129 **Moved to Oral Session 5**
- 130 **Cellular behavior in high density perfusion processes**
Delia Lyons, MilliporeSigma, USA
- 131 **Hybrid fed-batch cultures using XCell ATF for better yield and robust clarification process**
Shashi Kudugunti, Repligen, USA
- 132 **Evaluation of an n-1 perfusion/high-seed fed-batch technology for the intensification of recombinant protein production processes: From AMBR250 to 200 L STR**
Daniel Vazquez Ramirez, Sanofi, Germany
- 133 **Optimization and evaluation of perfusion media in high cell density mammalian cell culture systems**
Christopher Brau, Thermo Fisher Scientific, USA

VII: Innovation in Cell and Gene Therapies

- 134 **Producer cell line engineering for large volume manufacturing of therapeutic Aav**
Chapman Wright, Biogen, USA
- 135 **Enhanced cell growth with physiologically relevant media supplements**
Stephen Orzell, Nucleus Biologics, USA
- 136 **Generation of helper virus-free adeno-associated viral vector packaging/producer cell lines based on a human suspension cell line**
Kerstin Hein, CEVEC Pharmaceuticals, Germany

- 137 **Bioprocess optimization for the expansion of early memory T cells in serum-free conditions**
Ernesto Scibona, ETH Zurich, Switzerland
- 138 **Heterotypic cell-cell interaction of human stem cells for neural differentiation of hybrid spheroids**
Liqing Song, Florida State University, USA
- 139 **Metabolic regulation of functional decline during in vitro expansion of human mesenchymal stem cells**
Xuegang Yuan, Florida State University, USA
- 140 **Engineering culture environment of human pluripotent stem cells to direct their commitment and maturation towards functional cardiomyocytes: An “-Omics” driven approach**
Margarida Serra, Instituto de Biologia Experimental e Tecnológica (iBET), Portugal
- 141 **Scalable lentiviral vector production using stable producer cell lines in perfusion mode**
Sven Ansorge, National Research Council, Canada
- 142 **Quantitative characterization of all single amino acid variants of a viral capsid-based delivery vehicle**
Danielle Tullman-Ercek, Northwestern University, USA
- 143 **Evaluating a gas-permeable culture surface for the generation of megakaryocytes for in-vitro platelet production**
Andres Martinez, Northwestern University, USA
- 144 **Optimization of human T cell expansion ex vivo using serum-free medium and the gas-permeable rapid expansion cell culture devices (G-Rex)**
Evan R. Zynda, Thermo Fisher Scientific, USA
- 145 **Engineering of exosomes for targeted delivery of therapeutic microRNAs**
Nadja Raab, Biberach University of Applied Sciences, Germany
- 146 **Megakaryocytic microparticles-mediated nucleic acid delivery for gene therapy**
Chen-Yuan Kao, University of Delaware, USA

VIII: Impact of Novel Gene Editing Approaches

- 147 **CRISPR-Cas9 mediated cell line engineering of apoptosis pathways increases antibody expression with site-specific modifications for antibody drug conjugation**
Yingchun Lu, Ambrx, USA
- 148 **Challenges in cell culture platform development of mAb production with site-specific incorporation of non-natural amino acid for ADC generation**
Weimin Lin, Ambrx, USA
- 149 **Novel transposase tools for cell-line engineering**
Ferenc Boldog, ATUM (formerly DNA2.0), USA
- 150 **Dxb11/taut host cell engineering strategy enabling the establishment of strains producing the highest yield of advanced recycling antibodies**
Hisahiro Tabuchi, Chugai Pharmaceutical Co., Ltd., Japan

- 151 **Development of high-producing CHO cell lines through target-designed strategy**
Dalton Chen, Development Center for Biotechnology, Taiwan
- 152 **High-yield antibody production using targeted integration and engineering CHO host**
Wei-Kuang Chi, Development Center for Biotechnology, Taiwan
- 153 **WITHDRAWN**
- 154 **Evolution of rCHO cells under mild ER stress to make them super producers**
Sarika Mehra, IIT Bombay, India
- 155 **Overexpression of the mitochondrial pyruvate carrier increases CHO cell and recombinant protein productivity and reduces lactate production**
Dubhe Bulté, Universidad Nacional Autónoma de México, Mexico
- 156 **Rolling cycle translation of circularized infinite open reading frames; fooling the ribosome**
Alan Costello, Dublin City University, Ireland
- 157 **CRISPR/Cas9 mediated targeting of microRNA-24 improves the bioprocess phenotype of Chinese Hamster Ovary cells**
Niamh Keogh, The National Institute for Bioprocessing Research and Training (NIBRT), Ireland
- 158 **Elimination of the Warburg effect in Chinese hamster ovary (CHO) cells improves cell phenotype as a protein production platform**
Hooman Hefzi, Novo Nordisk Foundation Center for Biosustainability and University of California, San Diego, USA
- 159 **Metabolic engineering of CHO cells towards reduced novel growth inhibitor production and amino acid prototrophy**
Bhanu Chandra Mulukutla, Pfizer Inc., USA
- 160 **WITHDRAWN**
- 161 **Targeted epigenetic glyco-engineering in CHO cells**
Nicolas Marx, University of Natural Resources and Life Sciences, Vienna, Austrian Center of Industrial Biotechnology, Austria
- 162 **Enhancement by reduction - Pushing the N-glycosylation capacity of CHO cells by cleaning up the Golgi**
Nina Bydlinski, University of Natural Resources and Life Sciences, Vienna, Austrian Center of Industrial Biotechnology, Austria

IX: Process Scale Up/Down, Characterization and Control Strategy Definition

- 163 **Improving developmental timelines through the generation of predictive scale down models**
Nicholas Abu-Absi, AbbVie, USA
- 164 **Upstream process development and scale-up of complex glycoprotein production using a long duration perfusion process**
Adriane Schilling and Kumar Dhanasekharan, Amicus Therapeutics, USA

- 165 **A systematic approach to implement HTST for legacy mammalian cell culture processes**
LiYing Yang, AstraZeneca, USA
- 166 **On-line monitoring and controlling of cell apoptosis in mammalian cell culture processes using dielectric spectroscopy**
An Zhang, Biogen, USA
- 167 **Leveraging a deeper understanding of Poloxamer188 to improve cell culture processes**
Kevin Chang, Biogen, USA
- 168 **WITHDRAWN**
- 169 **Enhancing and enabling advanced process controls - reducing variability at the source**
Mats Akesson, Biogen, Denmark
- 170 **Overcoming scale-up challenges for a First-In-Human (FIH) antibody production process at the 2000L scale: Successful optimization of bioreactor equipment and harvest conditions to improve process performance and product yield**
Meena George, Boehringer Ingelheim Fremont Inc, USA
- 171 **Making large scale processes transparent – The application of CFD and classical engineering approaches to mitigate risk during cell culture process transfer**
Jochen Schaub, Boehringer Ingelheim Pharma GmbH & Co. KG, Germany
- 172 **Use of the ambr 250 to enable rapid clone selection and process development for large scale manufacturing processes**
Colleen Clark, Bristol-Myers Squibb Company, USA
- 173 **Development and qualification of a scale-down model of a commercial mammalian cell culture bioreactor using Computational Fluid Dynamics**
Brianna Biscardi, Bristol-Myers Squibb Company, USA
- 174 **Step-wise strategy to address process characterization - Toward the definition of a standardized approach**
Claudia Berdugo, Catalent, USA
- 175 **Suspension culture of Pk15 cells for veterinary antigen production**
Ziomara P. Gerdtsen, University of Chile, Chile
- 176 **Development of a highly efficient and flexible media system for CHO fed-batch culture**
Yang Li, Celgene, USA
- 177 **Integration of CHO cell culture process improvements with continued process verification**
Jun Luo, Genentech, Inc., USA
- 178 **Technical assessment approach for vendor initiated changes of direct materials**
Eric Huang, Genentech, Inc., USA
- 179 **Cell culture manufacturing of accelerated projects - Lessons from life in the fast lane**
Kyle Hirst, Genentech, Inc., USA

- 180 **Process characterization for an updated legacy product**
Sharat Varma, Genentech, Inc., USA
- 181 **Characterization and control of culture media and buffer preparation processes:
Closing the gap**
Wayne Mauro, Irvine Scientific, USA
- 182 **Reduced scale model qualification of a 5-L bioreactor using multivariate visualization
& Bayesian inferential methods**
Kevin Clark, Janssen Pharmaceutical, USA
- 183 **Bioreactor process optimization of the ambr15 for an IgG producing CHO cell line**
Michael Gillmeister, Lonza, USA
- 184 **The EB66® cell line for yellow fever vaccine production at high cell concentrations**
Alexander Nikolay, Max Planck Institute for Dynamics of Complex Technical Systems,
Germany
- 185 **Understanding elevated lactate level in a large-scale perfusion process to improve
performance**
Peter Amaya, MedImmune, USA
- 186 **Impact of mixing and aeration on cell culture performance and quality**
Pooja Jambunathan, Merck & Co., Inc., USA
- 187 **Experiences and challenges during the commercialization of a licensed-in monoclonal
antibody**
Robert W. Leighty, Merck & Co., Inc., USA
- 188 **Characterization of a non-originator NISTmAb expression system**
Lila Kashi, NIST, IBBR, USA
- 189 **A combinatorial use of titer and titer normalized to confluence as early reporters
allows for selecting Chinese Hamster Ovary cell clones with high volumetric
productivity of Etanercept**
Nusa Pristovsek, Novo Nordisk Foundation Center for Biosustainability, Denmark
- 190 **Establishing a small scale model with MULTIVARIATE and bayesian statistics**
Peter Slade, Pfizer Inc., USA
- 191 **CFD applications in bioreactor development and strategies for scaling up and down**
Einer DosSantos, Regeneron Pharmaceuticals Inc., USA
- 192 **Off-target at-scale Scale Down Model verification of a marketed biopharmaceutical**
Markus Emmeler, Roche Diagnostics GmbH, Germany
- 193 **Elimination of Fetal Calf Serum (FCS) in industrial cell culture media for manufacturing
of diagnostic Anti-bodies**
Marco Jenzsch, Roche Diagnostics GmbH, Germany
- 194 **Carbon dioxide driven pH reference method for transfer and scaling of fermentation
processes**
Christian Klinger, Roche Diagnostics GmbH, Germany
- 195 **Scale-down high-throughput perfusion development with ambr 250**
Jarno Robin, Sanofi, France

- 196 **Overcoming manufacturing challenges for an early phase development program**
Yang Yang, Shire Pharmaceuticals, USA
- 197 **Clone selection and process lever optimization using an AMBR® 15 system for conversion of a roller bottle process to a suspension, perfusion bioreactor platform**
Seshu Tummala, Shire Pharmaceuticals, USA
- 198 **The relevance of cell size in a CHO fed batch process: Metabolic and transcriptomic characterization**
Dirk Martens, Wageningen University, Netherlands
- 199 **The journey from tech transfer to BLA submission: Case study of a NS0 cell culture process from 2000L stainless steel bioreactor to 2000L disposable bioreactor**
Jincai Li, WuXi Biologics, China
- 200 **Rapid protein production using CHO cells: From transfection to 100g in 6 weeks**
Jill Cai, WuXi Biologics, China

X: 30 Years of Cell Culture Engineering

- 201 **Fast predictive expression platform – CHO-K1 with transposase**
Bram D. Estes, Amgen Inc., USA
- 202 **Sanofi in-house medium: Exceeding expectations in cell line development as an alternative to commercially available basal medium**
Christine DeMaria, Sanofi, USA
- 203 **Development of a novel high-throughput platform for efficient perfusion-based cell culture process development**
Thomas Gagliardi, Shire Pharmaceuticals, USA
- 204 **A reference genome for the Chinese hamster based on a hybrid assembly strategy**
Kelvin H. Lee, University of Delaware, USA